



Bear Estate Agents are delighted to present this beautifully maintained and contemporary TWO BEDROOM, END TERRACED home to the market with NO ONWARD CHAIN. Situated in the sought-after cul-de-sac of Chalice Close, right in the heart of Basildon, the property is conveniently positioned within walking distance of local shops (Nisa parade on Timberlog Lane), schools, and the well-loved Mopsies Park. Excellent transport links are close by, with Pitsea Railway Station just 1.6 miles away, Basildon Railway Station 1.8 miles, and easy access to the A127 and A13 commuter routes only a short drive.

- NO ONWARD CHAIN
- Excellent Transport Links
- Kitchen/Diner (9'3 x 12'7)
- Bedroom 2 (6'7 x 12'7)
- Fitted Storage Cupboards in Bedroom 1
- Fantastic Location
- Lounge (13'11 x 12'7)
- Bedroom 1 (10'0 x 12'7 Max)
- Three-Piece Bathroom Suite
- Driveway Parking for 2 Cars

Chalice Close

Basildon

£300,000

Offers Over



Chalice Close



Internally, the new owner will be welcomed by the Lounge. This is a lovely sized room, measuring 13'11 x 12'7 and is host to the stairs. The lounge is adjacent to the kitchen/diner which makes it perfect when entertaining.

The kitchen/diner is also a great size, 9'3 x 12'7. The kitchen itself is modern, with a beautiful finish and is host to an abundance of storage and worktop space. The dining area is host to a large sliding door leading to the garden which provides plenty of natural light throughout the day.

The first floor is host to TWO DOUBLE BEDROOMS.

Bedroom 1 is 10'0 x 12'7 at its maximum and boasts two large storage cupboards. Whereas bedroom 2 is only slightly smaller at 6'7 x 12'7.

The first floor is completed by the three-piece bathroom suite consisting of: shower-over-bath, toilet and wash basin.

Externally, there is a low maintenance garden to the rear which boasts rear access leading to the two-car driveway to the rear.

Council Tax Band: C (£1908.72)

AML Checks - All buyers interested in purchasing a property through us are required to complete an Anti-Money Laundering (AML) check. A non-refundable fee of £30 + VAT per buyer in the transaction will apply. This fee must be paid before proceeding with the purchase.

NO ONWARD CHAIN

Excellent Transport Links

Lounge (13'11 x 12'7)

Kitchen/Diner (9'3 x 12'7)

Bedroom 1 (10'0 x 12'7 Max)

Bedroom 2 (6'7 x 12'7)

Three-Piece Bathroom Suite

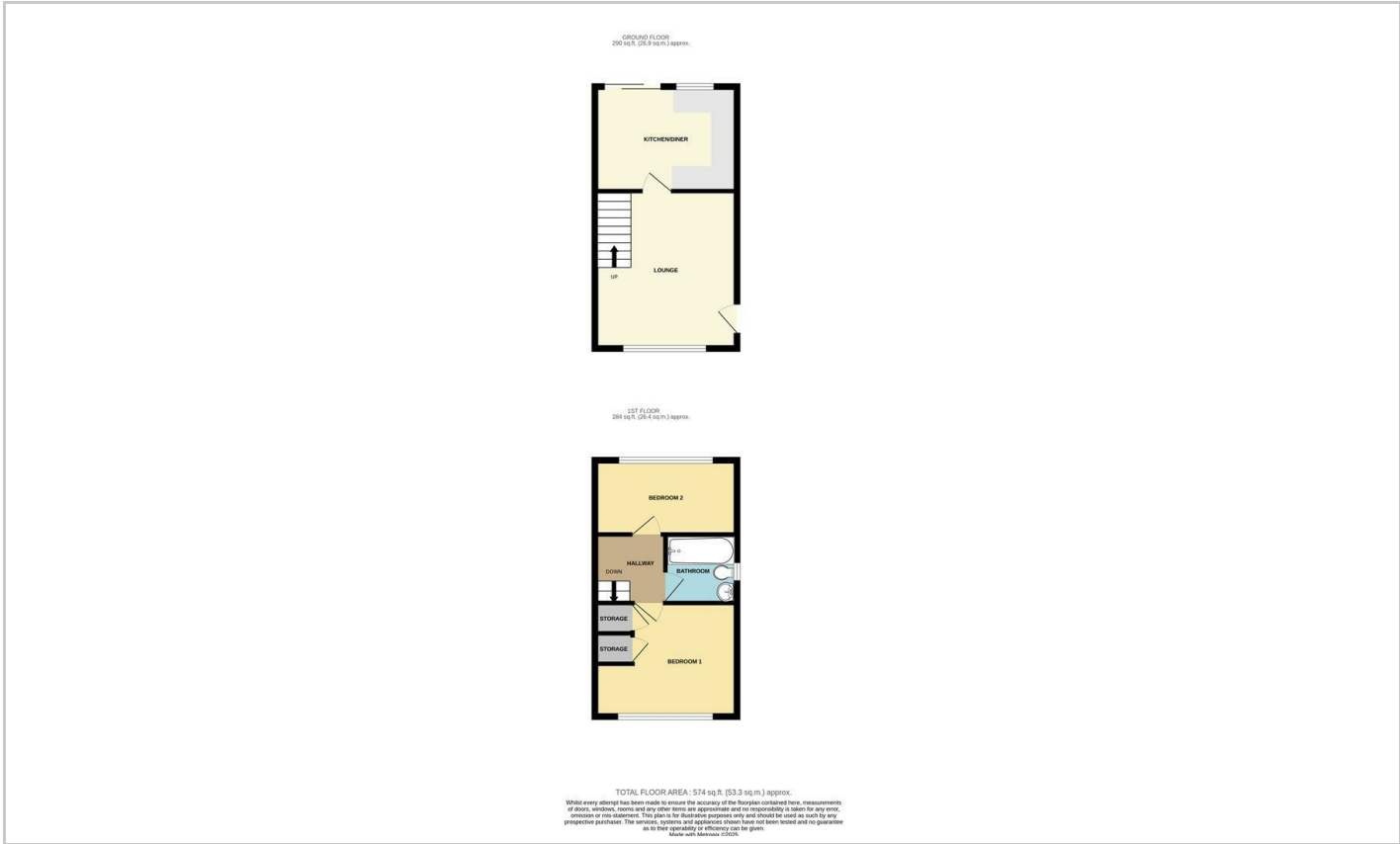
Fitted Storage Cupboards in Bedroom 1

Low Maintenance Rear Garden

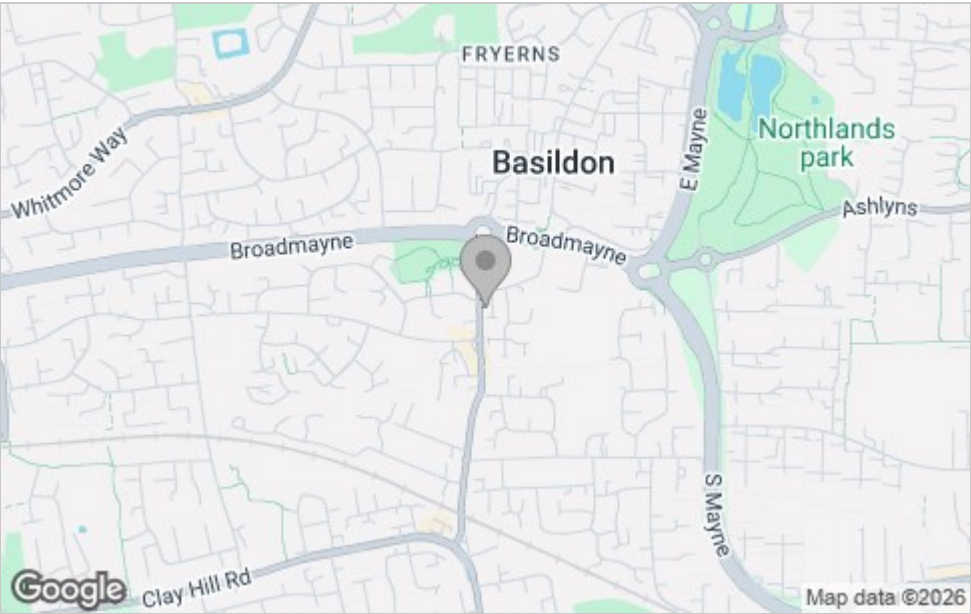
Driveway Parking for 2 Cars



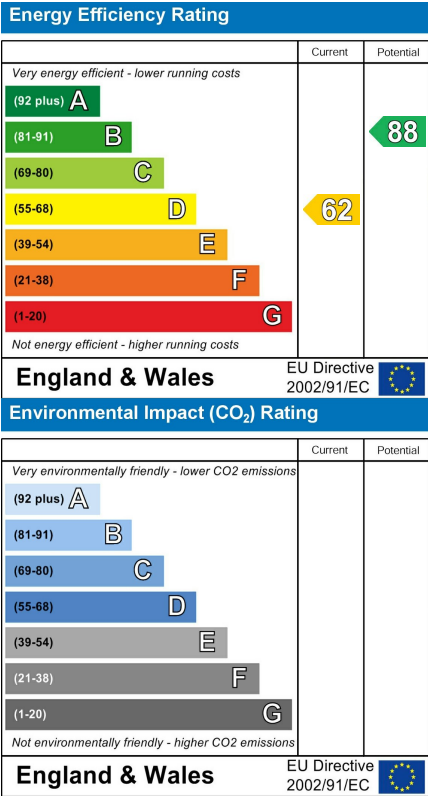
Floor Plan



Area Map



Energy Efficiency Graph



Viewing

Please contact our Basildon Office on 01268 661215 if you wish to arrange a viewing appointment for this property or require further information.

These particulars, whilst believed to be accurate are set out as a general outline only for guidance and do not constitute any part of an offer or contract. Intending purchasers should not rely on them as statements of representation of fact, but must satisfy themselves by inspection or otherwise as to their accuracy. No person in this firms employment has the authority to make or give any representation or warranty in respect of the property.

351 Clay Hill Road, Basildon, Essex, SS16 4HA

Office: 01268 661215 basildon@bearestateagents.co.uk <http://www.bearestateagents.co.uk/>